

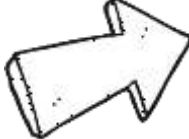





















Unidad Educativa Monte Tabor – Nazaret
1ero. EGB
Subject: Phonics – Language – Body Language – Art Expression

Name: _____ Level: _____


1. **Color** the pictures according to the beginning sound.

Aa	   
Ee	   
Ii	   
Oo	   
Uu	   



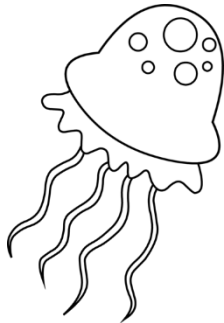

2. **Cut** and **paste** the pictures under the correct letter.

Bb	Cc	Dd	Ff	Gg





3. **Match** the pictures with the correct beginning sound.



H

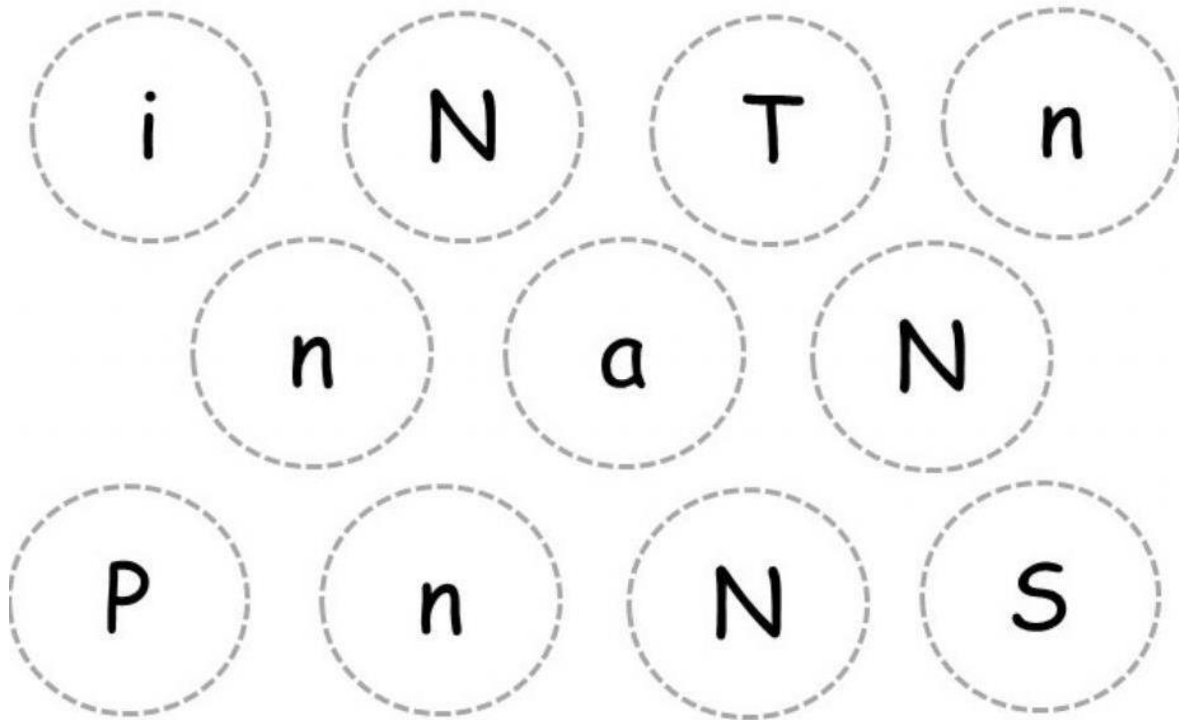
J

K

L

M

4. Color all the capitals **N** red and lowercases **n** blue.



5. Circle the pictures that begins with the letter **Nn**.





6. **Find** and **circle** the words.

k	e	i	g	h	t	w	s
f	i	v	e	c	h	t	e
o	f	t	w	o	r	x	v
u	a	n	i	n	e	o	e
r	o	n	t	t	e	n	n
e	s	i	x	o	w	e	n

1

one

2

two

3

three

4

four

5

five

6

six

7

seven

8

eight

9

nine

10

ten



7. Connect the dots and color the picture.

fifteen 15

1 one

fourteen 14

2 two

13 thirteen

3 three

12 twelve

4 four

11 eleven

5 five

10 ten

6 six

9 nine

8 eight

7 seven



8. Write the number according to the preposition.

- 1. In front of
- 2. Behind
- 3. Between



Example:


1



○



○




○



○



○



○



9. **Draw** yourself with details.

