



UNIDAD EDUCATIVA MONTE TABOR – NAZARET
Language Area
Actividades de Refuerzo Académico
2023 - 2024

10

Name: _____

Grade: 3rd EGB

Due date: April of 2024

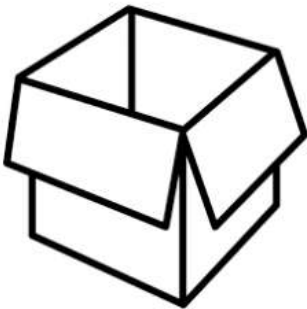
Teacher: _____

Instrucciones sobre las actividades de refuerzo:

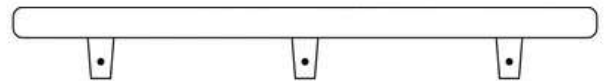
Las actividades de refuerzo académico tienen como objetivo mejorar el desempeño académico de los estudiantes y así reforzar o alcanzar los aprendizajes requeridos. La actividad desarrollada debe entregarse al profesor de la asignatura en la fecha indicada. Se realizará una retroalimentación del trabajo y la calificación corresponderá a una tarea del parcial 1 del quimestre 1.

1. Read and draw.

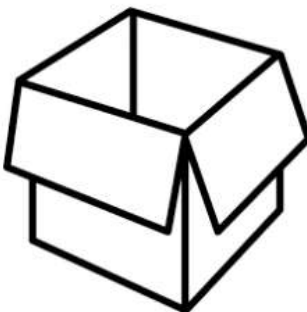
a. The notebook is in the box.



b. The ball is on the shelf.



c. The pencil is next to the box.



d. There is an apple under the tree.



2. **Write** sentences with the vocabulary words.

Example:

- **smiling:** The students are **smiling** at the teacher.

a. bored:

b. tired:

c. thirsty:

d. hungry:

e. excited:

f. scared:

g. worried:


h. surprised:

3. **Look** and **color** the sentence that describes the picture.

She looks excited.
He looks tired.
He looks worried.



They look bored.
She looks surprised.
She looks thirsty.



He is thirsty.
They look silly.
He looks angry.



She is sad.
He is happy.
He is hungry.



She looks angry.
He looks surprised.
He is laughing.




She is happy.
He is scared.
He looks thirsty.



She is smiling.
He is surprised.
They are crying.




She looks bored.
They are mad.
He is laughing.



4. **Read** the story and **write** the correct answer.

How do they feel?

Kelly is a **happy** girl.
 She is always **laughing**
 because she has many friends.
 Her friend **Peter** is **sad** today.
 He is **crying** because
 his favorite toy broke.
 Her friend **Daniela** is **hungry**
 and she wants to eat.



a. How is **Kelly**?

<p>-----</p> <p>-----</p>

b. What is **Peter** doing?

Blank writing area with a dashed line for handwriting practice.


c. How does **Daniela** feel?

Blank writing area with a dashed line for handwriting practice.

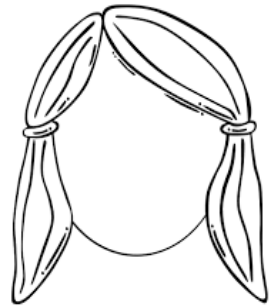
5. **Read** the sentence and **draw**.



Teresa is **happy**.




John is **hungry**.



Lili is **worried**.

6. **Read** and **follow** the instructions.



Color:

The plant **next to** the sofa with green.

The painting **on** the wall with blue.

The rug **under** the table with yellow.

Draw:

An alligator **between** the pillows.

A ball **above** the painting.

A cat **in front of** the sofa.


7. **Write** the correct preposition of place.

1



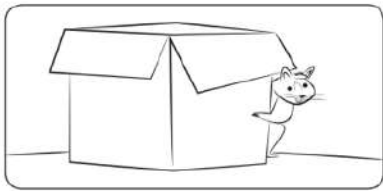
The bird is _____
the house.

2




The library is _____
the park.

3



The squirrel is _____
the box.

4



The rabbit is _____
the tree.

8. **Read** and **match** properly. **Make** sentences with the words. There is one example.

a. a cap

snowy

b. gloves

rainy

c. a raincoat

cold

d. a sweater

sunny

e. a bathing suit

hot

f. a coat

windy

Ex. a) It is sunny. He wears a cap.

b)

Handwriting practice line with a solid top line, a dashed middle line, and a solid bottom line.

c)

Handwriting practice line with a solid top line, a dashed middle line, and a solid bottom line.

d)

Handwriting practice line with a solid top line, a dashed middle line, and a solid bottom line.

e)


Handwriting practice line with a solid top line, a dashed middle line, and a solid bottom line.

f)









Handwriting practice line with a solid top line, a dashed middle line, and a solid bottom line.

9. **Complete** the text. **Use** the word bank. There are some distractors.

Lizards



Lots of lizards are very small animals but some are really big. Many lizards are green, grey or yellow. Some like eating (1) _____ and some like eating fruit. A lizard can run on its four (2) _____ and it has a long (3) _____ at the end of its body. Many lizards live in (4) _____ but, at the beach, you can find some lizards on the (5) _____. Lizards love sleeping in the sun!

Example			
			
animals	tail	balloon	trees
			
legs	spiders	teacher	sand

10. **Write** sentences according to the pictures using the vocabulary words.



Example: I play with my friends.

a)



b)




c)



d)



e)



f)



h)



i)



11. Read and follow the instructions.

*Color the pants green

*Color the jacket blue.

Circle the T- shirt red.

Color the shorts purple.

Circle the sneakers orange.

Color the raincoat pink.

Circle the boots brown.

Color the snow hat yellow.

Circle the boots light blue.

Color the sweater light green.




12. Read and unscramble the letters.




f f e i r g a



a o r p t r




m e l a c



ynokme



onil



ophip



noakaogr



nugniep

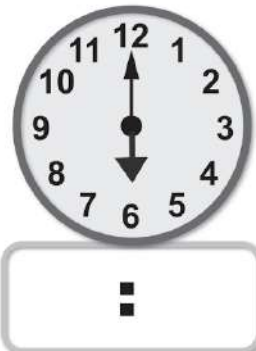


dpaan

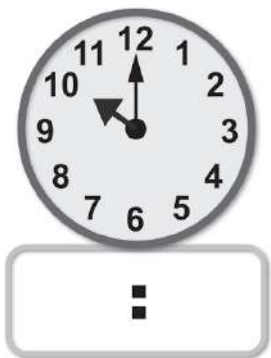
13. **Look** and **write** the time.



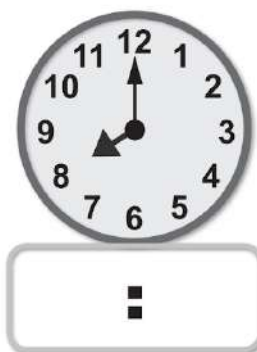
a. It's **two** o'clock.



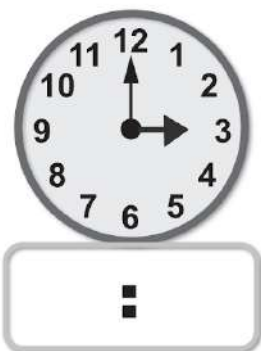
b. _____



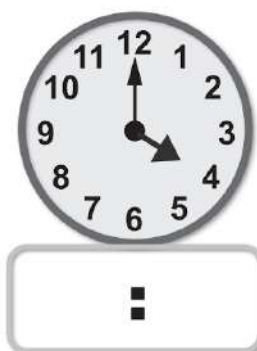
c. _____



d. _____




e. _____



f. _____

14. **Look** and **write**.

windy	sunny	rainy	snowy
-------	-------	-------	-------



a. It's _____.



b. It's _____.




c. It's _____.



d. It's _____.

15. **Color** and **write**.



There are many things to wear. **Write** 4 of them:

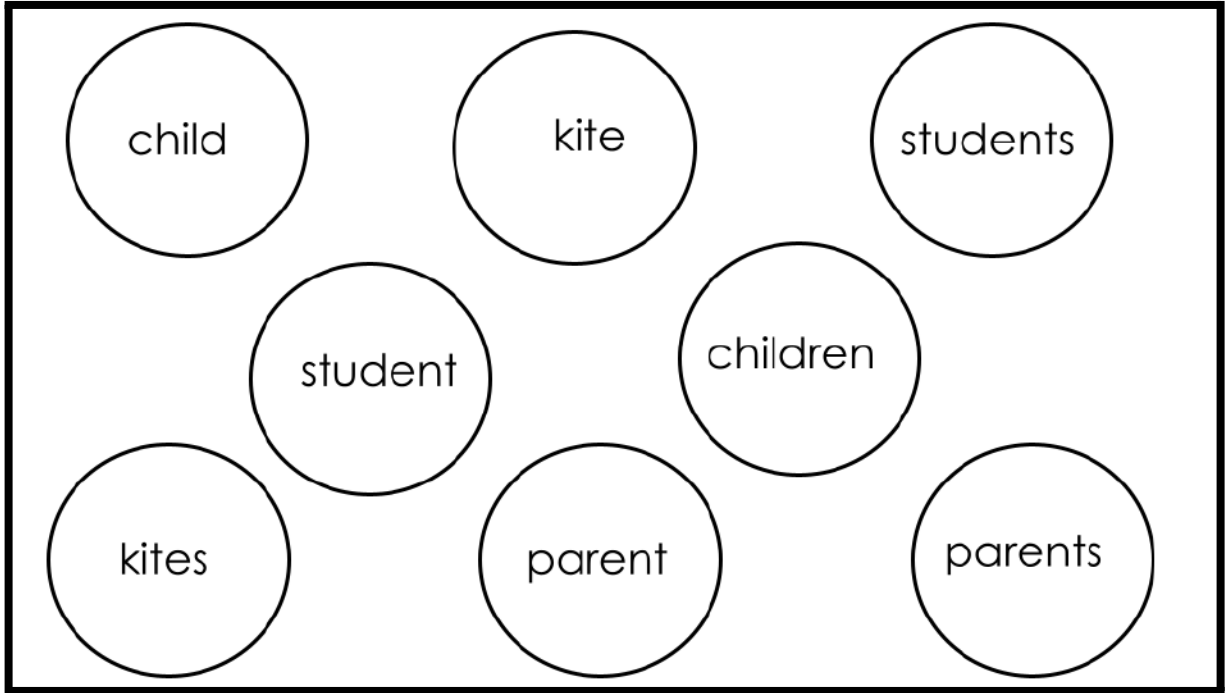
a.

b.





c.

d.

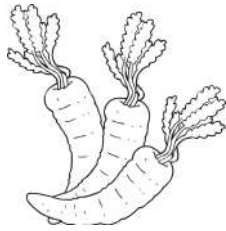
16. **Color** the plural nouns.



17. **Read** and **complete** the sentences using the pictures.

- The boy is  .
- The parents are  .
- The student is  .
- The child is  .

20. **Read** and **unscramble** the letters.




o t r a r c s



n e a s b



n r c o




a d e b r



a t o t p o s e




e e s r p p p



g a o e m n s



y g u o r t



h m a u r g e r b